

XX Type


3.2 x 2.5 mm SMD Crystal

FEATURE

- Typical 3.2 x 2.5 x 0.7 mm ultra thin ceramic package.
- 8mm width Tape & Reel package for automatic assembly.
- Tight tolerance 10 ppm available.

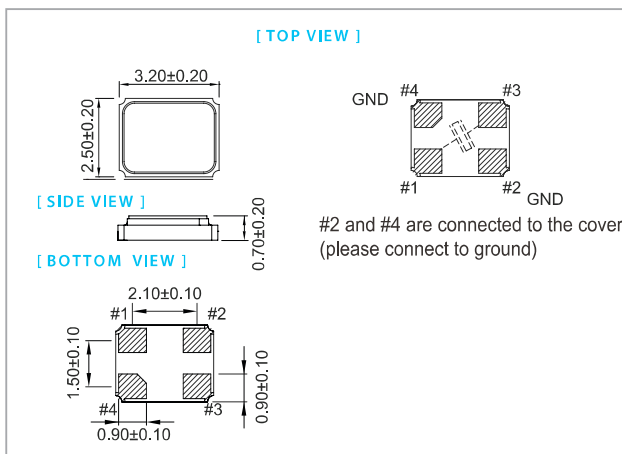
TYPICAL APPLICATION

- Bluetooth, Mobile Phone, GPS
- Wireless LAN, 4G/LTE
- Hard Disk

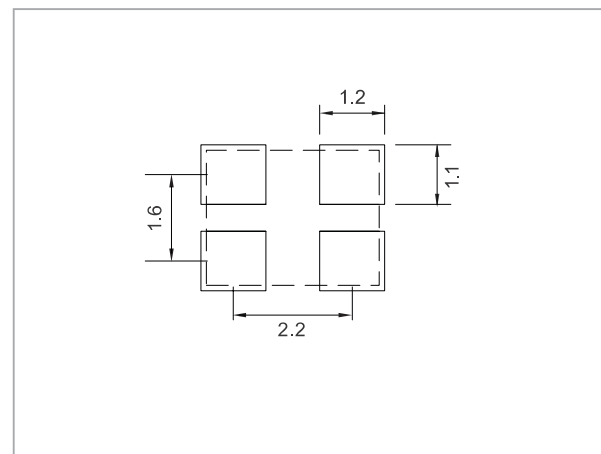


RoHS Compliant

DIMENSION (mm)



SOLDER PAD LAYOUT (mm)



ELECTRICAL SPECIFICATION

Parameter	Min.	Typical	Max.	Unit
Storage Temp. Range	-55	-	125	°C
Standard Frequency		16, 24, 26, 27, 32, 40		MHz
Level of Drive	-	10	200	µw
Shunt Capacitance (Co)	-	-	3.0	pF
Insulation Resistance	500 MΩ @ DC100V	-	-	
Aging		±1.0 to ±3.0		ppm / year

Standard frequencies are frequencies which the crystal has been designed and does not imply a stock position.

EQUIVALENT SERIES RESISTANCE (E.S.R)

Frequency Range	MODE	E.S.R
12 MHz ≤ Fo ≤ 13 MHz	A1	<150Ω
13 MHz < Fo ≤ 19.5 MHz	A1	<80Ω
19.5 MHz < Fo ≤ 27 MHz	A1	<60Ω
27 MHz < Fo ≤ 60 MHz	A1	<50Ω

FREQ. STABILITY vs. TEMP. RANGE

Temp.(°C)	ppm		
	±5	±10	±15
-10 ~ +60	△	○	○
-20 ~ +70	X	○	○
-40 ~ +85	X	X	△

* ○: Available △:Conditional X: Not available

FREQ. STABILITY vs. WIDE TEMP. RANGE

Temp.(°C)	ppm			
	±15	±20	±30	±50
-40 ~ +105	△	○	○	○
-40 ~ +125	X	X	△	○

* ○: Available △:Conditional X: Not available

深圳市泰河电子有限公司 TEL: 0755-27872782 E-mail: taiheth@163.com

QQ: 794113422 网址: http://www.taiheth.com