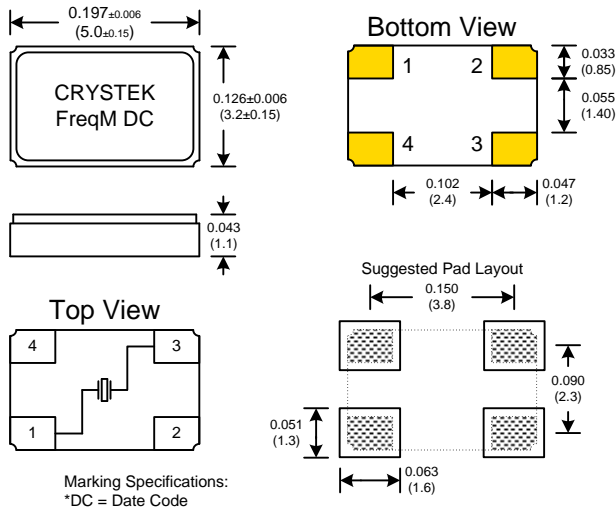
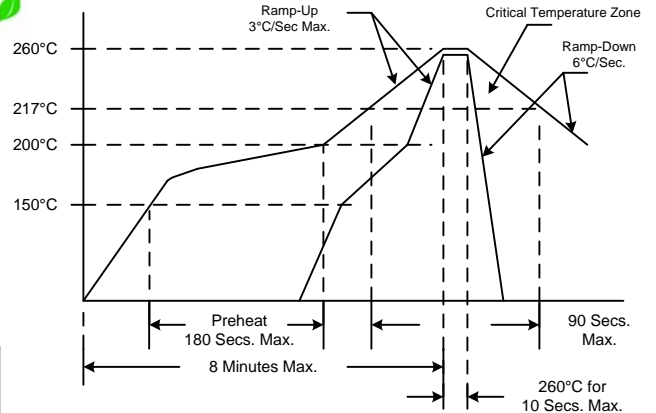


CSX3 Model

3.2x5.0 mm Ultra Miniature SMD Crystal



RECOMMENDED REFLOW SOLDERING PROFILE



PIN	Signal
1	Crystal
2	GND
3	Crystal
4	GND

Packaging Specifications:

1K ea. Tape and Real

Dimensions inches (mm)
All dimensions are maximum unless otherwise specified

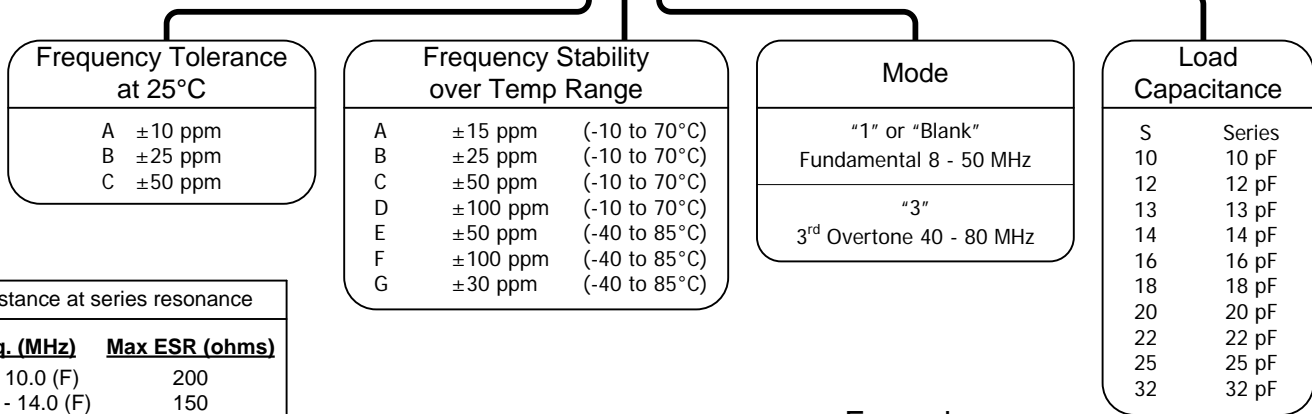
- Frequency Range: 8.000 MHz to 50.000 MHz (Fund)
40.000 MHz to 80.000 MHz (3rdOT)
- Calibration Tolerance: ±10ppm to ±50ppm
- Frequency Stability: ±15ppm to ±100ppm
- Operating Temp. Ranges: -10°C to 70°C
-40°C to 85°C
- Storage Temp. Range: -40°C to 85°C
- Resistance: See Table 1
- Shunt Cap: 5pF Max
- Holder Type: 3.2x5.0mm SMD

- Aging: ±3ppm/1st year Max
- Drive level: 20uW Typical, 300uW Max
- Motional Capacitance: Not Specified
- Spurious Response: Not Specified
- C0/C1 Ratio: Not Specified
- Pullability: Not Specified
- Trim Sensitivity: Not Specified
- Temp. Coefficient: Not Specified

Custom Designs Available

Build Your Own P/N

CSX3 - X X X - X X - Freq



Resistance at series resonance	
Freq. (MHz)	Max ESR (ohms)
8.0 - 10.0 (F)	200
>10.0 - 14.0 (F)	150
>14.0 - 26.0 (F)	120
>26.0 - 50.0 (F)	60
40.0 - 80.0 (3 rd)	80

Table 1

Example:

CSX3-AB1-18-19.680 = ±10ppm at 25°C, ±25ppm -10 to 70°C, Fundamental, 18pF Load Cap, 19.680MHz

Specifications subject to change without notice.

TD-021011 Rev. N